



ONCAMPUS Loughborough

ONCAMPUS LOUGHBOROUGH



2023-2024

ONCAMPUS
LOUGHBOROUGH

Visit www.oncampus.global/loughborough

ONCAMPUS LOUGHBOROUGH

ONCAMPUS is proud to work in partnership with Loughborough University to offer high-quality university preparation programmes for international students.

ONCAMPUS Loughborough is located in Loughborough on the University's East Midlands campus.

On successful completion of your foundation programme, you will have the opportunity for progression to some of the most highly-ranked and innovative degrees at this UK top 10* university.

*Complete University Guide 2017-2023



Loughborough is located in the heart of the East Midlands, close to Nottingham, Birmingham and Leicester. Loughborough benefits from fantastic transport links with Loughborough train station easily accessible from the University campus.

Leicester from 9 minutes
Nottingham from 19 minutes
Sheffield from 24 minutes
London from 77 minutes

Loughborough University is recognised as one of the UK's best green spaces



Green Flag Award since 2018

Contents

+ About Loughborough University

| | |
|-------------------------|----|
| University Highlights | 04 |
| Subject Highlights | 06 |
| Campuses and Facilities | 08 |
| Loughborough Campus Map | 10 |
| Progression Degrees | 12 |

+ About ONCAMPUS

| | |
|--|----|
| How ONCAMPUS works | 16 |
| Your route to a degree | 17 |
| Our programmes: | |
| Undergraduate Foundation Programme (UFP) | 18 |
| Pre-Master's Programme (PMP) | 20 |

+ About Student Life

| | |
|-----------------------|----|
| Guide to Loughborough | 22 |
|-----------------------|----|

Applying

| | |
|--------------|----|
| + Next steps | 24 |
|--------------|----|



University Highlights

Loughborough's achievements are far reaching. Consistently ranked as one of the top performing universities in the UK, Loughborough offers outstanding teaching, award-winning facilities and a true campus environment. Above all, Loughborough University is a welcoming place where students should feel they can be themselves.

About Loughborough University

Consistently ranked
TOP 10
UK University

Complete University Guide
2017-24

No.1 
in the world for
sports-related
subjects

QS World University Rankings
by Subject 2017-2022

Awarded
**7 Queen's
Anniversary
Prizes**


**University
of the Year**

Whatuni Student
Choice Awards 2020

**University
of the Year
for Sport**

Times and Sunday Times
Good University Guide 2022

Over 90%
of Loughborough's
research is 'world-leading'
or 'internationally-excellent'

Research Excellence
Framework 2021

1st 
for **University
Facilities**

Whatuni Student Choice
Awards 2023

No.1
in the UK for
**employer-student
connections and within
the top 25 globally**

QS Graduate Employability
Rankings 2022

1st 
for **Societies
and Sport**

Whatuni Student Choice
Awards 2020

2nd
for **Student
Experience**

Times and Sunday Times Good
University Guide 2022



Subject Highlights

Loughborough University holds an array of awards and accolades across its schools and academic departments at subject level.

About Loughborough University

Business and Management

TOP 10

in the UK for
Business and Management

Guardian League Table 2023



TOP 15

in the UK for
Economics

Times and Sunday Times
Good University Guide 2023



Loughborough works with over **2,000 organisations worldwide** to ensure teaching is informed by the latest best practice and research insights.

£30,000

average starting salary

Graduate Outcomes Survey



TOP 20

in the UK for
Accounting and Finance

Times and Sunday Times
Good University Guide 2023

All business courses are **four-year degrees** with a built-in **'placement year'** in year three.



Engineering and Physical Science

4th

in the UK for
Mechanical Engineering

Guardian University
Guide 2023



5th

in the UK for **student experience in Electrical & Electronic Engineering**

Times and Sunday Times Good
University Guide 2023

Loughborough holds an annual **Engineering/STEM Placement and Graduate Careers Fair**, which sees over 70 external companies attend.

TOP 5

in the UK for
Chemical Engineering

Guardian University
Guide 2023



TOP 10

in the UK for
graduate prospects in Chemical Engineering

Times and Sunday Times
Good University Guide 2022

Chemical Engineering facilities include **£25 million investment** into S-Building, with state-of-the-art pilot engineering facilities, a new 87-seater IT laboratory and the **'Iglou'**, a virtual-reality learning facility unique to Loughborough.

Art and Design

1st

in the UK for
Fashion and Textiles

Guardian League
Table 2023



2nd

in the UK for
Art and Design

Times and Sunday Times
Good University Guide 2023



Facilities include state-of-the-art creative hubs that provide industry-standard production possibilities and facilitate a high level of professional training.

Recent placement destinations of Creative Arts students include **Mondelez, The Walt Disney Company, H&M, Suzie Turner, Dr. Martens, The MTC, Nacho Carbonell, Debenhams** and more.



Opportunities to work on real-life industry project briefs or to partake in renowned competitions.

These include: Creative Digital Technologies and Photography; Print, Dye, Weave, Stitch and Digital Embroidery; Wood, Metal, Plastics, Laser, and 3D Printing; Painting and Printmaking; and Ceramics and Mouldmaking.

Humanities

Student placements include **BP, Volkswagen, Molson Coors, IBM, Johnson & Johnson, Samsung Electronics, Bosch, Confederation of British Industry, PwC.**



1st

in the UK for
Communication and Media Studies

Complete University Guide 2024

13th

in the UK for
Media and Film Studies

Guardian University
Guide 2022



1st

in the UK for
Research Intensity in Communication and Media

Complete University Guide 2022

3rd

in the UK for
Student Satisfaction in History

Complete University
Guide 2023

Life Science

TOP 20

in the UK for
Biosciences

The Times & Sunday Times,
Good University Guide 2022

TOP 5

in the UK for
overall satisfaction in 'others in biosciences'

NSS 2022

You'll have access to a **£17M STEMLab facility**



Campuses and Facilities

Loughborough has two outstanding campuses, one in Loughborough and the other, a postgraduate campus, in Here East, based at the Queen Elizabeth Olympic Park in London.

The University campuses offer world class facilities for every aspect of university life. On progression from **ONCAMPUS** students joining Loughborough will benefit from access to all facilities on offer.

Loughborough campus

Teaching and learning

Pilkington Library

The four-storey University Library is the largest open access study space on campus, featuring an extensive collection of books, journals, specialist databases and online resources.

Students can benefit from 24/7 opening hours during key revision and exam periods, as well as 1,300 study spaces, 250 desktop computers, an in-house PC clinic and a cafeteria.

1st for University Facilities

Whatuni Student Choice Awards 2022



STEMLab

STEMLab is a £17 million investment containing the most advanced laboratories, workshops and teaching spaces for science and engineering students. Opened in 2017, the 3,500m² STEMLab building forms part of a wider £25 million investment set to transform the University's west side of campus.



7th

Best University for Campus and Facilities

Best UK Universities 2022 StudentCrowd



Sport

50m swimming pool

With its international standard diving blocks, timing systems and scoreboard, the Olympic-sized swimming pool has been hand-selected to be the training base for world leading swimmers. It is also the location of the British Swimming National Centre, Loughborough Swimming and the British Triathlon Performance Centre.

£350 million has been invested in the estate over the last ten years (June 2020)

Powerbase Gym

There are two gyms available on campus, Powerbase Gym and Holywell Fitness Centre. Powerbase is one of the country's largest strength and conditioning gyms and is used by Olympic and Paralympic athletes. Open to staff and students, Powerbase holds an impressive number of free weights, weightlifting platforms and equipment designed to maximise performance and achieve personal goals. There is also a dedicated cardio floor containing exercise bikes, watt bikes, treadmills and rowing machines.

Athletics Centre


Loughborough's athletics offering includes the Seb Coe High Performance Athletics Centre, Paula Radcliffe Athletics Track and Steve Backley National Throws Centre. This trio of iconic names represents the class that students can expect from the track and field facilities.

Elite Athlete Centre

The Elite Athlete Centre and Hotel is the first and only one of its kind in the UK, offering 20 special altitude-controlled bedrooms that can take athletes from sea level to 5,000m (Everest base camp) in approx. 240 minutes. This fully accessible venue comes complete with a restaurant and café serving carefully balanced dishes prepared by expert nutritionists and chefs.

London campus

Loughborough University London is part of an exciting community of organisations, creatives and educational providers located inside Here East, based on Queen Elizabeth Olympic Park. The unique East London location provides a stimulating environment for postgraduate students to challenge ideas and collaborate with a wide range of inspiring industry partners. You could choose to study at the London campus upon successful completion of the Pre-Master's Programme or your undergraduate studies at Loughborough.



Awarded

5 Stars for facilities

International QS Stars Scheme 2020

Loughborough Campus

SCAN HERE FOR
DIGITAL MAP



MAIN ENTRANCE



50M SWIMMING POOL



STUDENT
ACCOMMODATION



THE NATIONAL
CRICKET CENTRE



LOUGHBOROUGH
STUDENTS' UNION



NATIONAL CENTRE FOR SPORT
AND EXERCISE MEDICINE



SCIENCE AND
ENTERPRISE PARK



UNIVERSITY LIBRARY



Undergraduate degrees you can progress to

Engineering and Physical Sciences pathway

Pass Mark for progression: 60% average in academic modules unless specified below
ONCAMPUS Test of English (OCTOE): 65% no skill below 60%.

| | |
|---|--|
| BEng* Aeronautical Engineering 60% in Pure Maths module | BSc Geography and Sport Science |
| BEng* Architectural Engineering 60% in Pure Maths module | BSc Geography with Economics |
| BEng* Automotive Engineering 60% in Pure Maths module | BSc* Information Technology Management for Business |
| BEng* Automotive Materials | BEng* Materials Science and Engineering |
| BEng* Bioengineering 60% in Pure Maths module | BSc* Mathematics 70% in Pure Maths module |
| BEng* Biomaterials Engineering | BSc Mathematics and Accounting and Financial Management 70% in Pure Maths module |
| BEng* Chemical Engineering 60% in Pure Maths module | BSc Mathematics and Physics 70% in Pure Maths module |
| BSc* Chemistry | BSc Mathematics and Sport Science 70% in Pure Maths module |
| BSc* Chemistry with Computing | BSc Mathematics with Economics 70% in Pure Maths module |
| BEng* Civil Engineering 60% in Pure Maths module | BSc Mathematics with Statistics 70% in Pure Maths module |
| BSc Commercial Management and Quantity Surveying | BEng* Mechanical Engineering 60% in Pure Maths module |
| BSc* Computer Science 60% in Pure Maths module | BSc* Medicinal and Pharmaceutical Chemistry |
| BSc* Computer Science and Artificial Intelligence 60% in Pure Maths module | BSc* Natural Sciences 60% in Pure Maths module for Maths pathway |
| BSc* Computer Science and Mathematics 70% in Pure Maths module | BSc* Physics 60% in Pure Maths module |
| BSc* Computing and Management | BSc* Physics with Computing 60% in Pure Maths module |
| BSc Construction Engineering Management | BSc* Physics with Theoretical Physics 60% in Pure Maths module |
| BEng* Electronic and Computer Systems Engineering 60% in Pure Maths module | BEng* Product Design Engineering 60% in Pure Maths module |
| BEng* Electronic and Electrical Engineering 60% in Pure Maths module | BEng* Robotics, Mechatronics, and Control Engineering 60% in Pure Maths module |
| BEng Engineering Management 60% in Pure Maths module | BEng* Sports Technology |
| BSc* Engineering Physics 60% in Pure Maths module | BSc* Urban Planning |
| BSc Financial Mathematics 70% in Pure Maths module | |
| BA/BSc Geography | |
| BSc Geography and Management | |

*Undergraduate Masters degrees (e.g. MEng, MSci) are also available. Progression to some degrees may be achieved via multiple pathways. Please visit www.oncampus.global for more details

Business, Economics, Finance and Management pathway

Pass Mark for progression: 60% average in academic modules.
ONCAMPUS Test of English (OCTOE): 65% no skill below 60%.

| | |
|---|------------------------------|
| BSc Accounting and Financial Management | BSc Finance and Management |
| BSc Business Analytics | BSc International Business |
| BSc Business Economics and Finance | BSc Management |
| BSc Economics | BSc Marketing and Management |
| BSc Economics and Management | BSc Sport Management |

Humanities and Social Sciences pathway

Pass Mark for progression: 60% average in academic modules.
ONCAMPUS Test of English (OCTOE): 65% no skill below 60%.

| | |
|--|---|
| BSc Criminology | BA History and Politics |
| BSc Criminology and Sociology | BA International Relations |
| BA English | BA Liberal Arts |
| BA English and Sport Science | BSc Media and Communication |
| BA English Literature | BA Politics |
| BA English with Business Studies | BA Politics and International Relations |
| BA English with Creative Writing | BA Politics, Philosophy and Economics |
| BA History | BSc Sociology |
| BA History and International Relations | |

Life Sciences pathway

Pass Mark for progression: 60% average in academic modules.
ONCAMPUS Test of English (OCTOE): 65% no skill below 60%.

| | |
|-----------------------------|--|
| BSc Biological Sciences* | BSc Psychology with Criminology |
| BSc Human Biology | BSc Sport and Exercise Psychology |
| BSc Psychology | BSc Sport and Exercise Science |
| BSc Psychology in Education | BSc Sport Science, Coaching and Physical Education |

Art and Design pathway

Pass Mark for progression: 60% average in academic modules.
ONCAMPUS Test of English (OCTOE): 65% no skill below 60%.

| | |
|----------------------------------|--|
| BArch Architecture ² | BA Graphic Design |
| BA Design | BA Industrial Design |
| BA Fashion Design and Technology | BSc Product Design and Technology ² 60% in Pure Maths module |
| BA Fine Art | BA Textile Design |

Progression to all Art and Design degrees requires portfolio review

²Students will study two Art and Design modules plus Pure Maths

*Undergraduate Master's degrees (e.g. MEng, MSci) are also available. Progression to some degrees may be achieved via multiple pathways. Please visit www.oncampus.global for more details

Master's degrees you can progress to

All Master's degrees listed below can be studied at the Loughborough campus. For further information on degrees available at the London campus please visit www.uncampus.global/loughborough

Pre-Master's Programme - Level 6

Pass Mark for progression: 55% average in academic modules unless specified below

ONCAMPUS Test of English (OCTOE): 65% no skill below 60%.

| | |
|---|--|
| MSc Advanced Chemical Engineering 50% in academic modules | MA Contemporary Literature and Culture |
| MSc Advanced Chemical Engineering with IT and Management 50% in academic modules | MSc Corporate Finance |
| MSc Advanced Computer Science 50% in academic modules | MA Creative Writing and the Writing Industries |
| MSc Advanced Manufacturing Engineering and Management 60% in academic modules | MSc Cyber Security and Data Analytics |
| MSc Advanced Materials Science and Engineering 50% in academic modules | MSc Data Science 50% in academic modules |
| MSc Advanced Physics 50% in academic modules | MA Design and Branding |
| MSc Analytical and Pharmaceutical Science 50% in academic modules | MSc/MA Design Innovation |
| MSc Analytical Chemistry 50% in academic modules | MSc Design Innovation Management |
| MSc Artificial Intelligence 50% in academic modules | MSc Digital Creative Media |
| MSc Artificial Intelligence and Data Analytics | MSc Digital Entrepreneurship |
| MSc Automotive Engineering 60% in academic modules | MSc Digital Finance |
| MSc Biomedical Engineering 50% in academic modules | MSc Digital Innovation Management |
| MSc Biotechnology 50% in academic modules | MSc Digital Marketing |
| MBA Business Administration | MA Digital Media and Society |
| MBA Business Administration with Internship | MSc Diplomacy and International Relations 50% in academic modules |
| MSc Business Analytics | MSc Diplomacy, International Business and Trade 50% in academic modules |
| MSc Business Psychology | MSc Diplomacy, International Politics and Trade 50% in academic modules |
| MSc Civil Engineering | MSc Economics and Finance |
| MA Climate Change Politics and Policy | MSc Engineering Design 60% in academic modules |
| MSc Climate Change Science and Management | MSc Entrepreneurship and Innovation |
| MSc Clinical Exercise Physiology 60% in academic modules | MSc Entrepreneurship and Innovation Management |
| MSc Construction Management 50% in academic modules | MSc Entrepreneurship, Finance and Innovation |
| MSc Construction Project Management 55% in academic modules | MSc Environmental Monitoring, Research and Management |
| MSc Construction Project Management with Building Information Modelling | MSc Ergonomics and Human Factors 60% in academic modules |
| | MSc Finance |
| | MSc Finance and Investment |

Pre-Master's Programme - Level 6

Pass Mark for progression: 55% average in academic modules unless specified below

ONCAMPUS Test of English (OCTOE): 65% no skill below 60%.

| | |
|---|---|
| MSc Finance and Management | MA Social Media and Political Communication |
| MSc Financial Mathematics 60% in academic modules | MSc Social Science Research (Business and Management Studies) |
| MA Global Communication and Social Change | MSc Social Science Research (Communication and Media) 60% in academic modules |
| MA Global Media and Cultural Industries | MSc Social Science Research (Social Policy) 60% in academic modules |
| MSc Human Resource Management | MSc Social Science Research (Sport and Exercise Science) 60% in academic modules |
| MSc Industrial Mathematical Modelling 60% in academic modules | MSc Sport Analytics and Technologies 60% in academic modules |
| MSc Information Systems and Digital Innovation | MSc Sport and Exercise Psychology 60% in academic modules |
| MSc International Business | MSc Sport Biomechanics 60% in academic modules |
| MA International Development | MSc Sport Business and Innovation 60% in academic modules |
| MSc International Financial and Political Relations | MSc Sport Business and Leadership 60% in academic modules |
| MSc International Human Resource Management | MSc Sport Management 60% in academic modules |
| MSc International Management | MSc Sport Management, Politics and International Development 60% in academic modules |
| MSc International Management and Emerging Economies | MSc Sport Marketing 60% in academic modules |
| MSc International Project Management 60% in academic modules | MSc Sports Engineering 60% in academic modules |
| MA International Security | MA Storytelling 60% in academic modules |
| MSc International Sustainable Development | MA Strategic Communication 55% in academic modules |
| MSc Low Energy Building Services Engineering | MSc Strength and Conditioning 60% in academic modules |
| MSc Management | MSc Sustainable Design and Construction 55% in academic modules |
| MSc Marketing | MSc Sustainable Sport Business 60% in academic modules |
| MSc Mechanical Engineering 60% in academic modules | MSc Systems Engineering 60% in academic modules |
| MA Media and Creative Industries | MSc Telecommunications Engineering 60% in academic modules |
| MSc Musculoskeletal Sport Science and Health 60% in academic modules | MA Theatre 60% in academic modules |
| MSc Pharmaceutical Science and Medicinal Chemistry 50% in academic modules | MSc Work Psychology |
| MSc Physics of Materials 50% in academic modules | |
| MSc Physiology and Nutrition of Sport and Exercise 65% in academic modules | |
| MSc Polymer Science and Engineering 50% in academic modules | |
| MSc Renewable Energy Systems Technology 60% in academic modules | |
| MSc Risk, Governance and International Management | |
| MSc Security, Peace-building and Diplomacy 50% in academic modules | |
| MSc Service Design Innovation | |

Visit www.uncampus.global for more details on progression degrees and entry criteria.

How ONCAMPUS Works

Our programmes at ONCAMPUS Loughborough are designed for international students who do not meet the requirements for direct entry to study at Loughborough University. You will benefit from the support we offer in preparing you to progress to the University.



Increase your English language level

- Academic writing skills
- Academic reading skills
- Presentation and discussion skills
- Listening and note taking

Improve academic grades and study skills for undergraduate study

- Additional year of study to prepare for a UK undergraduate degree.
- Demonstrate academic level to meet university requirements
- Learn the study skills essential for success in UK universities
- Additional research study skills for master's students

Expert university progression support

- Expert guidance on which degree to progress to
- One-to-one support sessions
- Visits to academic schools and departments

Progress to a university degree

About ONCAMPUS

ONCAMPUS gives you...

Outstanding teaching and support

Through every step of your journey with us, you will be supported by highly qualified teachers and support staff, both inside and outside the classroom.

Your personal tutor will meet with you regularly to ensure you are on track to pass the programme and progress to your chosen degree.

Your personal tutor is also there to help you with any issues you might have inside or outside the classroom.

A proven track record of success

ONCAMPUS is part of Cambridge Education Group, one of the UK's leading university pathway providers since 1952.

Cambridge Education Group was the first private institution to offer university foundation programmes in the UK in 1985, and successfully prepares thousands of students for the UK's top universities every year.

Part of the University from day one

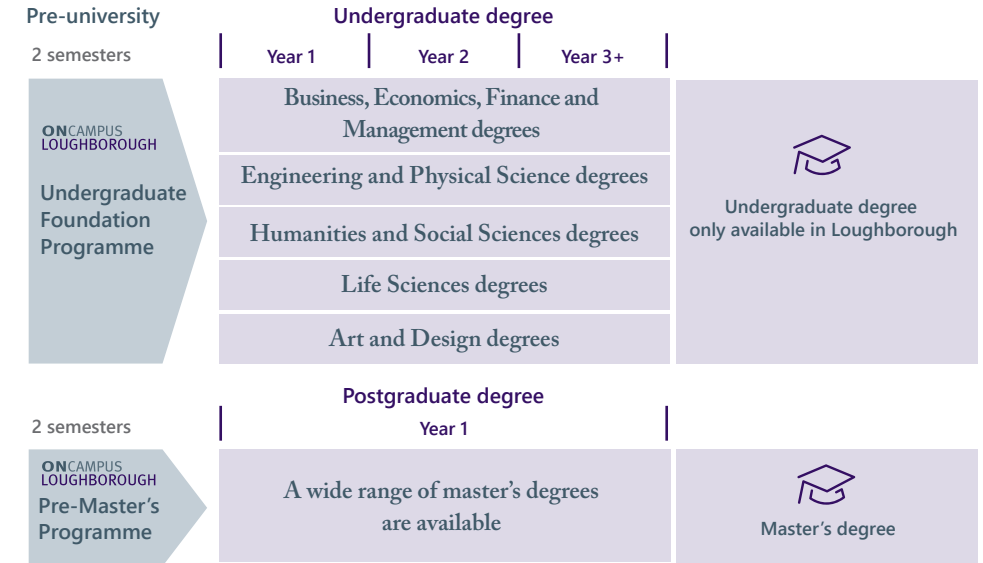
The ONCAMPUS centre is located at the heart of the University close to all of its facilities, some of which you will have access to while you study your ONCAMPUS programme.

You will meet your course leader at the University before you start your degree and have the opportunity to try out some of Loughborough's excellent facilities.

Your route to a degree at Loughborough University

ONCAMPUS Loughborough offers guaranteed progression* to a wide range of undergraduate and postgraduate degrees at Loughborough University, on successful completion of our Foundation programmes.

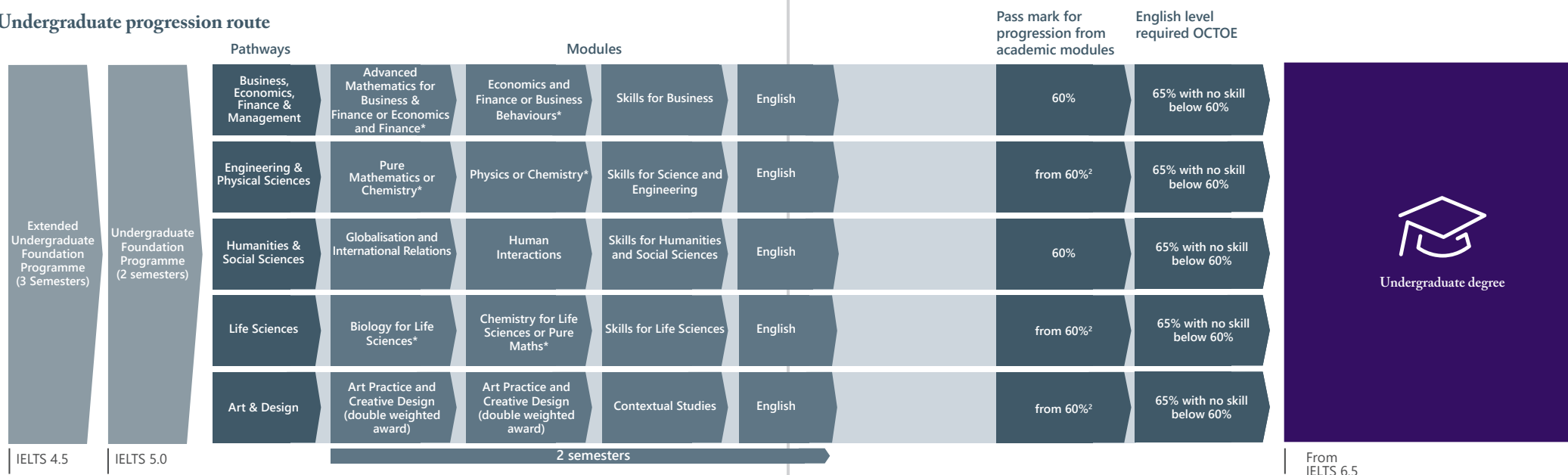
*subject to meeting the specified criteria



Undergraduate Foundation Programme (UFP)

This programme gives guaranteed progression¹ to Year 1 of a wide range of undergraduate degrees.

Undergraduate progression route



About ONCAMPUS

Entry Criteria

English level:

From **5.0 IELTS**

or equivalent, with no single element less than 5.0 for 2 semester UFP. An extended programme is available if you do not have the required English language level. This programme lasts 3 semesters and includes an English language module followed by 2 semesters of UFP.

Academic requirements:

11-12 years

Successful completion of 11-12 years of schooling with good grades. Please see www.oncampus.global for country-specific academic entry requirements.

Guideline minimum age: 17

Must be 18 at the start of the intended degree programme.

¹ Subject to achieving the pass mark for progression, detailed above.

² Some degrees have higher or additional progression criteria. Please see page 12-13 for specific details.

*Module choice is dependent on progression degree. For further details visit www.oncampus.global

For progression degrees see pages 12-13.

Dates

| Dates | Number of semesters | Business, Humanities, Life Sciences and Art & Design tuition fee | Engineering & Physical Science tuition fee | Progressing to undergraduate degree starting in |
|----------------------------------|---------------------|--|--|---|
| 25 September 2023 – 24 June 2024 | 2 | £21,500 | £22,600 | September 2024 |
| 23 October 2023 – 30 August 2024 | 3 | £27,000 | £28,100 | September 2024 |
| 29 January 2024 – 30 August 2024 | 2 | £22,150 | £23,280 | September 2024 |
| 10 June 2024 – End date TBC | 3 | £27,815 | £28,945 | September 2025 |

All programmes are subject to a £350 registration fee.

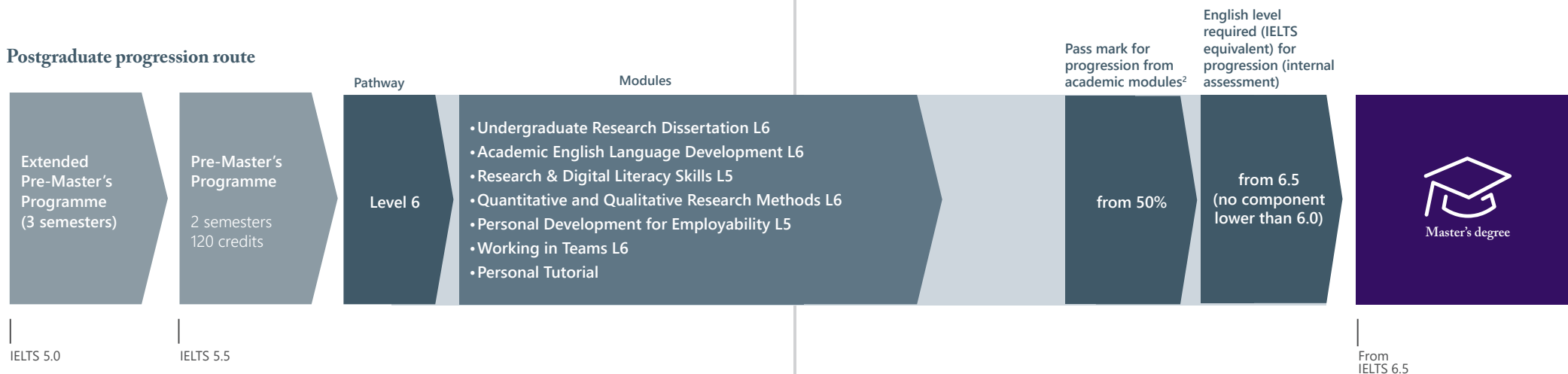
Note: Modules are subject to availability and you will be guided onto the best combination of academic modules for your intended degree when you arrive at ONCAMPUS Loughborough. For more information on module content, visit our website www.oncampus.global.

Pre-Master's Programme (PMP)

The Level 6 Pre-Master's Programme offers guaranteed progression¹ to a wide range of master's degrees at Loughborough University and Loughborough University London.

Postgraduate progression route

About ONCAMPUS



Entry Criteria

English level:

From 5.5 IELTS or equivalent, with no single element less than 5.5 for 2 semesters. An extended programme is available if you do not have the required English language level. This programme lasts 3 semesters and includes an English language module followed by 2 semesters of PMP

Academic requirements:

Degree
Successful completion of a Bachelor's degree or equivalent from a recognised university.

Guideline minimum age: **21+**

¹ Subject to achieving the pass mark for progression and specified entry criteria.

² Some degrees require additional criteria and/or a higher pass mark as indicated on the degree list on pages 14-15.

| Dates | Number of semesters | Tuition fee | Progressing to undergraduate degree starting in |
|----------------------------------|---------------------|-------------|---|
| 25 September 2023 – 24 June 2024 | 2 | £22,600 | September 2024 |
| 23 October 2023 – 30 August 2024 | 3 | £28,100 | September 2024 |
| 29 January 2024 – 30 August 2024 | 2 | £23,280 | September 2024 |
| 10 June 2024 – End date TBC | 3 | £28,945 | September 2025 |

All programmes are subject to a £350 registration fee..

Note: Modules are subject to availability and you will be guided onto the best combination of academic modules for your intended degree when you arrive at **ONCAMPUS** Loughborough. For more information on module content, visit our website www.oncampus.global.

Guide to Loughborough



Loughborough is a market town in the heart of the East Midlands, situated between Leicester and Nottingham and only a 75-minute train ride away from London. With great transport links, Loughborough offers easy access to surrounding cities.

The town is a 15-minute stroll from campus and offers a wide range of amenities including cinemas, restaurants, dessert parlours and retail stores.



Street market

Granted Royal Charter in 1221, this twice-weekly market fills the historic Market Place with over 100 stalls offering everything from food, beverages, clothes and household items, and is a real must-visit in Loughborough.



Comedy Nights

Loughborough town hosts a regular programme of live performances and comedy evenings for you to enjoy with friends.



Queen's Park Loughborough

Queen's Park is a much loved local park, which has achieved a Green Flag award every year since 2008. Host to an array of bands in the summer, this beautiful green space was first opened in June 1899 to celebrate Queen Victoria's Diamond Jubilee.



Loughborough Fair

Every November for over 800 years this much loved fair comes to town offering rides, games, attractions and a multitude of stalls.



A few miles from Loughborough is the setting for David Attenborough's childhood adventures; **Charnwood Forest**. Offering a unique landscape of dormant volcanoes, fossils, amazing wildlife and the highest view point of Loughborough.



Bloom Awards

Loughborough has won Gold in the East Midlands Bloom awards ten times and the town was recently awarded £17 million in Government funding to make it even more special.

Cities

The bustling cities of Leicester (9 minutes by train) and Nottingham (20 minutes by train) offer a multitude of attractions, must-sees and shopping opportunities.



The National Space Centre

Built in 2001, the National Space Centre is a museum and educational centre full of rockets, exhibitions, galleries, and the UK's largest planetarium.



Golden Mile

Leicester is famous for its Indian restaurants and shops, and you can find tons of places to buy authentic food, spices, clothing and other goods along the Golden Mile.

Next Steps

1 Submit your application by one of the following methods:

- Online: www.oncampus.global
- Email: admissions@oncampus.global

Please remember to include all relevant documentation:

- Academic transcripts (with official translations, if not originally in English)
- Evidence of English Language level
- Copy of passport
- Explanation of any study gaps
- Copies of any previous/current UK visas

Additional documentation may be required depending on the course. Our Admissions team will contact you should this be the case.



2 Our Central Admissions team will review your application.

We will send you an offer letter that will list any outstanding conditions. We will remove any conditions that have already been met.

If we think the course is not right for you, we will suggest an alternative.

If we have any queries about your application, we will contact you for further information.



3 To accept your place on the course you will need to meet all the remaining conditions, including payment of the deposit/registration fee or proof of government sponsorship. We can only confirm your place once all conditions have been met, although once the deposit is paid we will hold a place for you.

Please note that if you require a visa to study with us, you may need to provide additional evidence to comply with the visa regulations in the UK. These are the requirements of the government and not of ONCAMPUS. Your assistance in meeting these requirements is much appreciated.



4 Once you have paid your deposit and met all the conditions of offer, we will confirm your place and send you a Confirmation of Acceptance for Studies (CAS) or a Certificate of Enrolment (CoE) depending on the type of visa you require. If you need to obtain a visa, you will need to use your CAS/CoE to support your visa application. Please note, a CAS can only be issued up to six months before the start of the course (if you apply from outside the UK) or up to three months (if you are eligible to apply from within the UK).



5 You will then need to apply for a visa if you require one to study in the UK. It is your responsibility to obtain a visa before you travel to join the course.

If you do not have a valid visa for studies in the UK, you will not be able to join the course. You are required to pay at least the first term's tuition fees before you begin your studies at ONCAMPUS. You should arrive on the weekend before the start date of the course; please check your CAS or CoE for further details.



6 We will send you pre-arrival information.

The accommodation application form will be included in the pre-arrival information. You should complete the form, selecting your preferred option, and return it to [ONCAMPUS Loughborough](mailto:ONCAMPUS.Loughborough@oncampus.global) by email to liveinLoughborough@oncampus.global. Birmingham Airport is the closest international airport to ONCAMPUS Loughborough. There are various routes that you can take from the airport by train, bus or taxi. Please be advised that public transport is the cheapest option. Please refer to the pre-arrival information that we send you for more details.



At Cambridge Education Group, we care about our planet and our people, and we strive to achieve more.

Follow our latest news

- Facebook: [@oncampusglobal](https://www.facebook.com/oncampusglobal)
- Instagram: [@oncampus_global](https://www.instagram.com/oncampus_global)
- YouTube: [@oncampus_uusa](https://www.youtube.com/oncampus_uusa)
- LinkedIn: [@oncampus.global](https://www.linkedin.com/company/oncampus.global)
- TikTok: [@studentsofoncampus](https://www.tiktok.com/@studentsofoncampus)

HEAD OFFICE

Cambridge Education Group

51-53 Hills Road, Cambridge,
CB2 1NT, United Kingdom

Telephone: +44 (0)1223 345698

Email: admissions@oncampus.global

Web: www.oncampus.global

CENTRE ADDRESS

ONCAMPUS Loughborough

Loughborough University,

Epinal Way,

Loughborough

LE11 3TU



www.carbonbalancedprinter.com
Healeys Print Group - Reg. 2108

Information in this brochure is correct at time of issue in January 2023. ONCAMPUS and the University Partner reserve the right to alter, reschedule or close courses which do not remain viable; students will be informed. Please check our website at www.oncampus.global for updated information.